

Performance Hoist

PH 9 4 Post Specification Sheet \$4,895



With a 9,000 lb capacity this is our 4 post lift to accommodate wide vehicles, such as dual-axel trucks, with it's roomy width between the columns and extra length runway.

Also convenient for multipurpose storage (vehicles, motorcycles, ATVs, yard equipment, storage totes) or for safe, accessibility when working on your vehicles.

The ladder lock style column provides safety, the ability to adjust lock heights, and therefore runway height and leveling for floor slope.

Greaseable zerz fittings are standard on all pulleys.

Comes standard with:


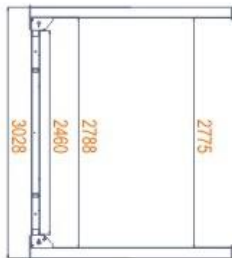
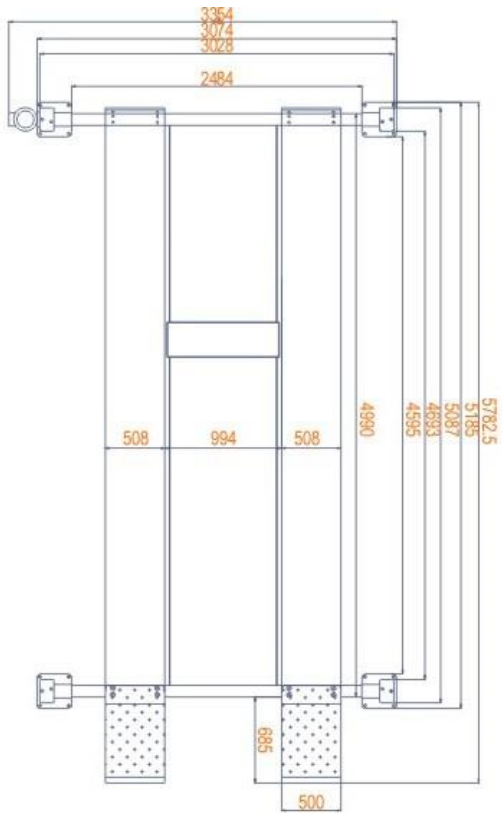
- Polyurethane wheel castors that roll easily and without damage to epoxy floors
- Drip trays (4)
- Drive-on approach ramps that have a protective edge that won't scratch your garage floor
- Sliding, heavy duty tool/jack tray, convenient for vehicle maintenance
- Rubber wedge wheel stoppers
- Parking runways and cross beams are reinforced with welded-on steel doubling to prevent deflection
- Anchor bolts, in case you choose to bolt the lift down, but definitely not required.
- Front and rear wheel blockers on runways

Options:


- Aluminum Drive-on approach ramps
- Aluminum fillers to create a platform between runways

Specifications:

Lifting Capacity	9,000 lbs
Power unit electrical requirements (110v w/ 20 or 30 amp breaker. Comes Standard with 110v motor unless 220v pre-ordered)	110 v
Lifting time	50 sec
Shipping weight	2,470 lbs
Lifting height in top position (to top of runway)	84 ½"
Clearance under lift in top lock position (bottom of runway)	80
Length of runway	196 ½"(16' 4 ¼")
Length of approach ramp	37"
Height of columns (overall height)	96 ¾"
Runway width	20"
Width between runways	39"
Measurement to outside both runways	79"
Clearance between columns	109"
Over width (with motor)	132"
Overall width (without motor)	121"



Measurements in metric



Main pulley and heavy gauge cables under the runway




Drive-on ramps with anti-scratch and high visibility edge



Welded on steel doubling for extra strength, ramps and Xbars



Safety release handle



Rapid-descent protection mechanism



Anchor Bolts